

500-PH/GD

HOT PIZZA HOLDING CABINET



• HALO HEAT . . . a controlled, uniform heat source that gently surrounds food to provide a better appearance, taste, and longer holding life.

- Close temperature tolerance and even heat application maintain ideal serving temperatures throughout the cabinet.
- Low energy usage.
- Holds pizza, hot hors d'oeuvres or pie, hot, fresh and flavorful up to several hours.
- Perfect for in-house pizza and customer carry-outs.
- Holds up to thirteen 16-inch (406mm) pizzas.
- Holding temperature gauge monitors inside air temperature.
- Lightweight aluminum exterior and carrying handles for easy handling.

Single compartment cabinet has one (1) ON/OFF adjustable thermostat, 60° to 200F (16° to 93°C); one (1) indicator light; and one (1) holding temperature gauge to monitor inside air temperature. Included are thirteen (13) chrome plated wire shelves with 2" (51mm) shelf spacing. Exterior cabinet has four (4) stainless steel carrying handles.

MODEL 500-PH/GD: Exterior cabinet of .032" stucco aluminum exterior with glass door.

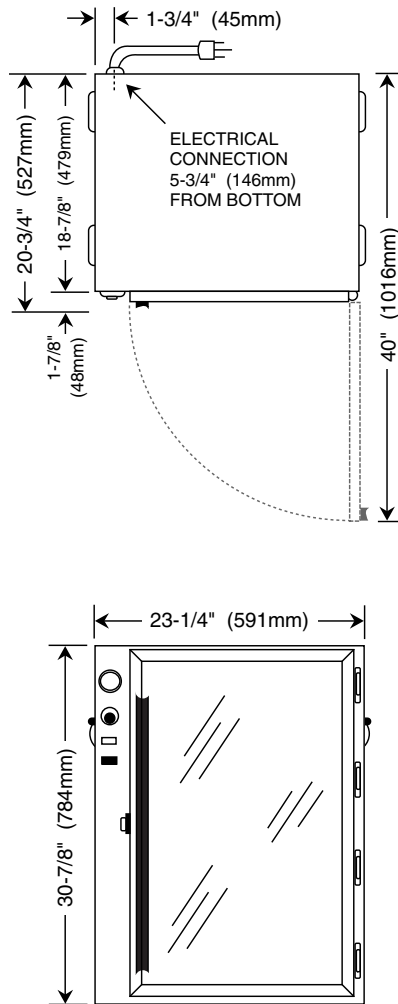
FACTORY INSTALLED OPTIONS

- Right-hand door swing is standard.
 - ➔ Specify left-hand door as a special order.
- Window door is standard.
 - Specify solid door as a special order.
 - ➔ 125V [405001]
 - ➔ 230V [405005]




ADDITIONAL FEATURES

- Caster stand assembly available.
- Leg stand assembly available.





DIMENSIONS: H x W x D	
EXTERIOR:	30-7/8" x 23-1/4" x 20-3/4" (784mm x 591mm x 527mm)
INTERIOR:	27-7/8" x 17-3/8" x 17-1/2" (708mm x 441mm x 445mm)

ELECTRICAL						
VOLTAGE	PHASE	CYCLE/HZ	AMPS	kW		
125	1	50/60	8.0	1.00		NEMA 5-15P, 15A-125V PLUG
230	1	50/60	4.1	0.95		NEMA 6-15P, 15A-250V PLUG (USA ONLY)
						CEE 7/7, 220-230V PLUG

PRODUCT CAPACITY	
MAXIMUM:	Thirteen (13) 16" (406mm) PIZZAS
MAXIMUM WEIGHT EACH PIZZA:	2 lbs. (.9kg)

INSTALLATION REQUIREMENTS
Appliance must be installed level. It must not be installed in any area where it may be affected by steam, grease, dripping water, high temperatures, or any other severely adverse conditions.
CLEARANCE REQUIREMENT
3-inches (76mm) at the back, 2-inches (51mm) at the top, and 1-inch (25mm) at both sides.

WEIGHT	
NET	60 lb (27kg)
SHIP	110 lb (50kg)
CARTON DIMENSIONS:	36" x 26" x 27" (914mm x 660mm x 686mm) (H x W x D)

OPTIONS & ACCESSORIES			
<input type="checkbox"/> Caster Stand Assembly	15633	<input type="checkbox"/> Shelf, Chrome plate, Wire	SH-2102
<input type="checkbox"/> Leg Stand Assembly	15634		